

# Seniors Wellness Days 2021 What We Heard

---

APRIL 2021



Strathcona County conducted a satisfaction survey of Recreation, Parks and Culture Seniors Wellness Days virtual programming from participants for the following event dates: February 5, February 25, March 26, April 22, and May 27, 2021

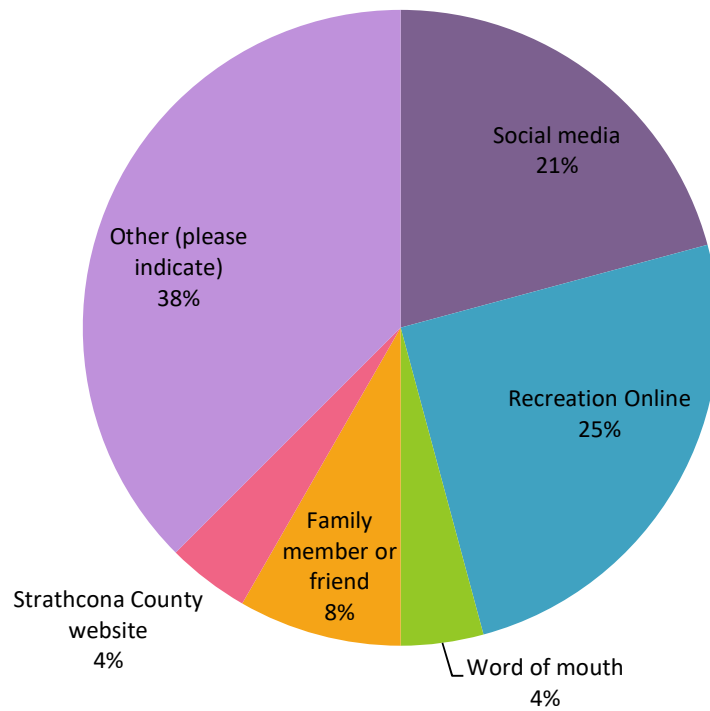
---

## Engagement / Survey Results

Participants of Seniors Wellness Days virtual programming were invited to complete a satisfaction survey. We received 25 completed surveys. The survey invited feedback to help the recreation programmers continue to provide the community with a wide variety of interesting programs in upcoming years.

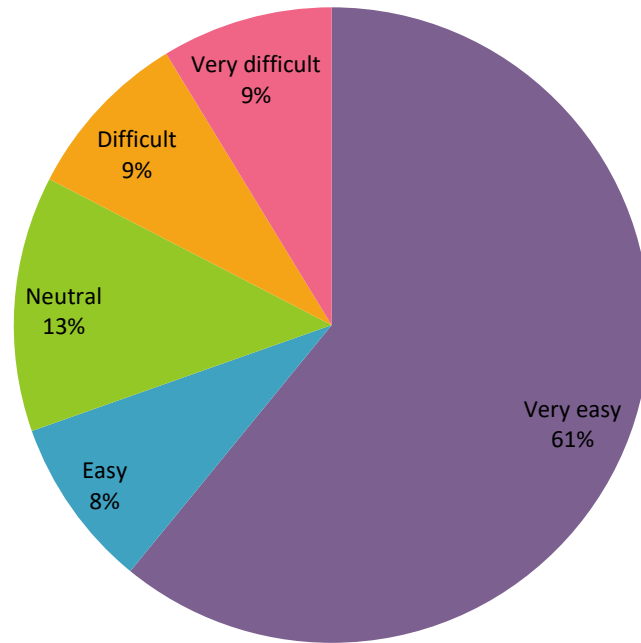
 **91%** OF RESPONDENTS WOULD ENROL IN SENIORS WELLNESS DAYS AGAIN

# 1. How did you hear about Seniors Wellness Day?



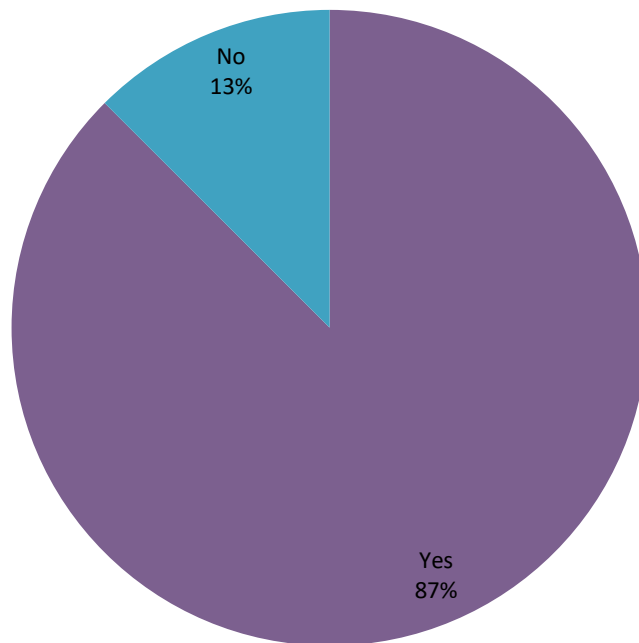
	Percent	Count
Social media	20.8%	5
Recreation Online	25.0%	6
Word of mouth	4.2%	1
Family member or friend	8.3%	2
Strathcona County website	4.2%	1
Other (please indicate)	37.5%	9
	Totals	24

**2.How easy was it for you to register for Seniors Wellness Day using Recreation Online?**



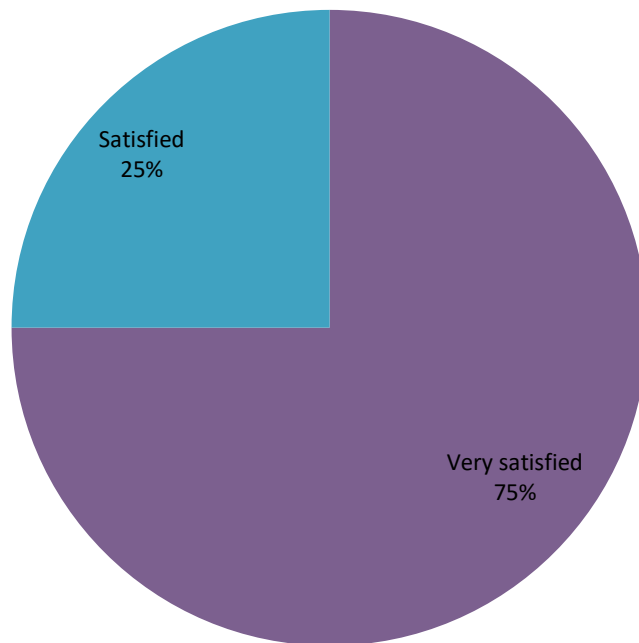
	Percent	Count
Very easy	60.9%	14
Easy	8.7%	2
Neutral	13.0%	3
Difficult	8.7%	2
Very difficult	8.7%	2
	Totals	23

### 3. Did you attend the fitness portion of the session?



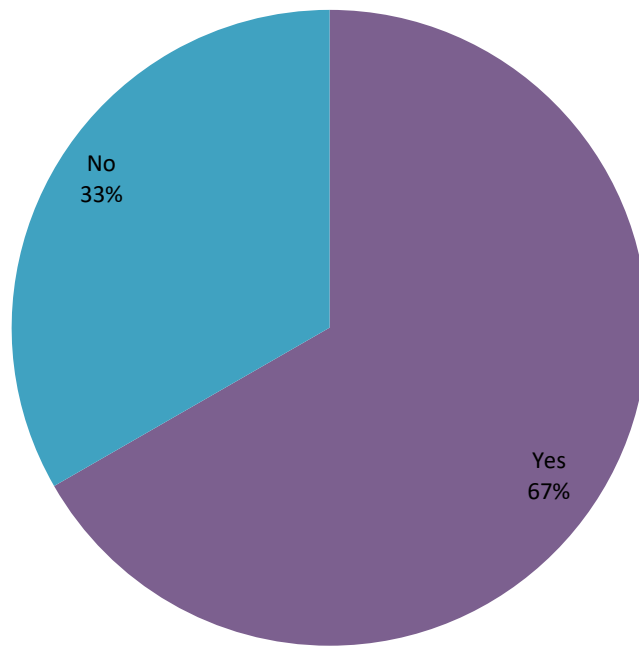
	Percent	Count
Yes	87.5%	21
No	12.5%	3
Totals		24

**4. Please rate how satisfied you were overall with your fitness session.**



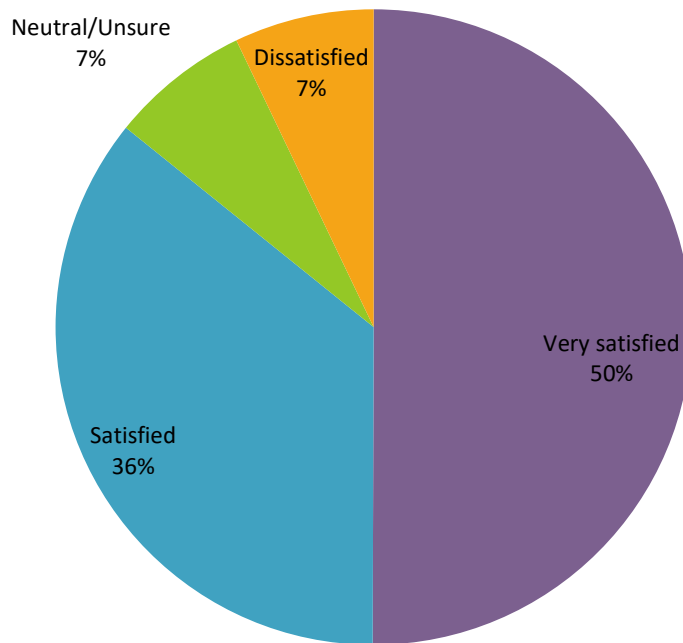
	Percent	Count
Very satisfied	75.0%	15
Satisfied	25.0%	5
	Totals	20

**5. Did you attend the informative part of the session?**



	Percent	Count
Yes	66.7%	16
No	33.3%	8
	Totals	24

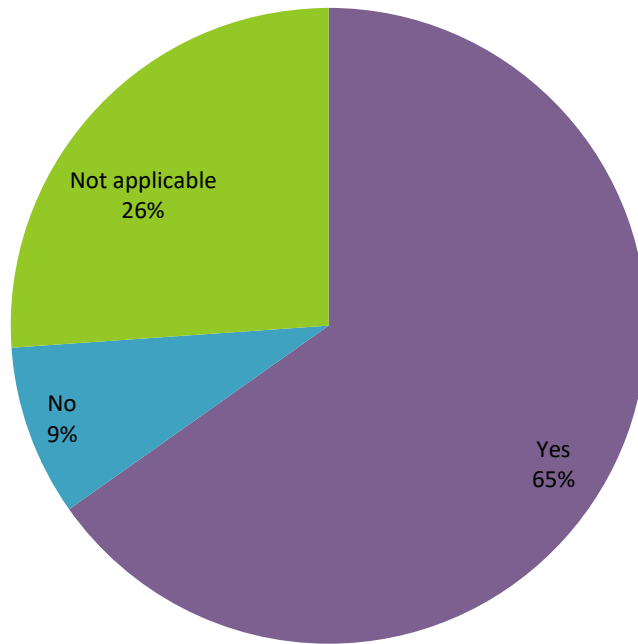
**6. Please rate how satisfied you were overall with the informative part of the session?**



Value	Percent	Count
Very satisfied	50.0%	7
Satisfied	35.7%	5
Neutral/Unsure	7.1%	1
Dissatisfied	7.1%	1
	Totals	14

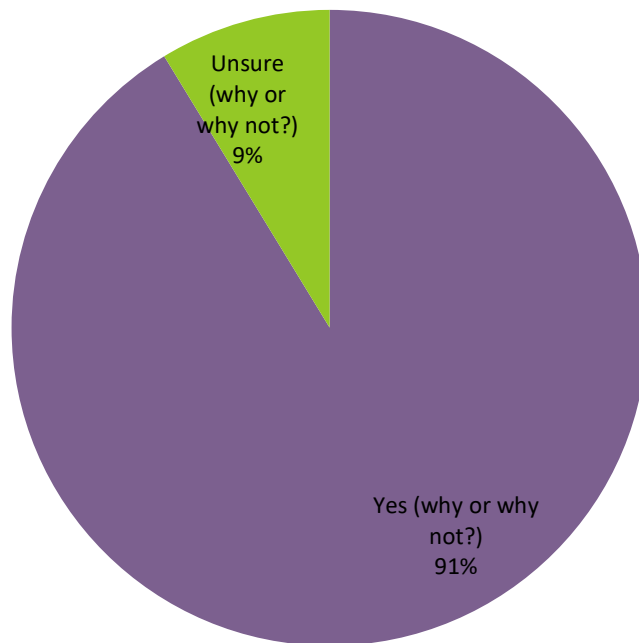


**7. Did you find the Microsoft Teams tutorial helpful?**



	Percent	Count
Yes	65.2%	15
No	8.7%	2
Not applicable	26.1%	6
Totals		23

### 8. Would you enroll in Seniors Wellness Day again?



	Percent	Count
Yes (why or why not?)	91.3%	21
Unsure (why or why not?)	8.7%	2
Totals		23

## What's Next?

The survey responses will be used to assess virtual programming and to make improvements for future years.

### More Information

**Name:** Nadine Wright or Whitney Henderson, Recreation Analysts

**Phone:** [rpc.engagement@strathcona.ca](mailto:rpc.engagement@strathcona.ca)