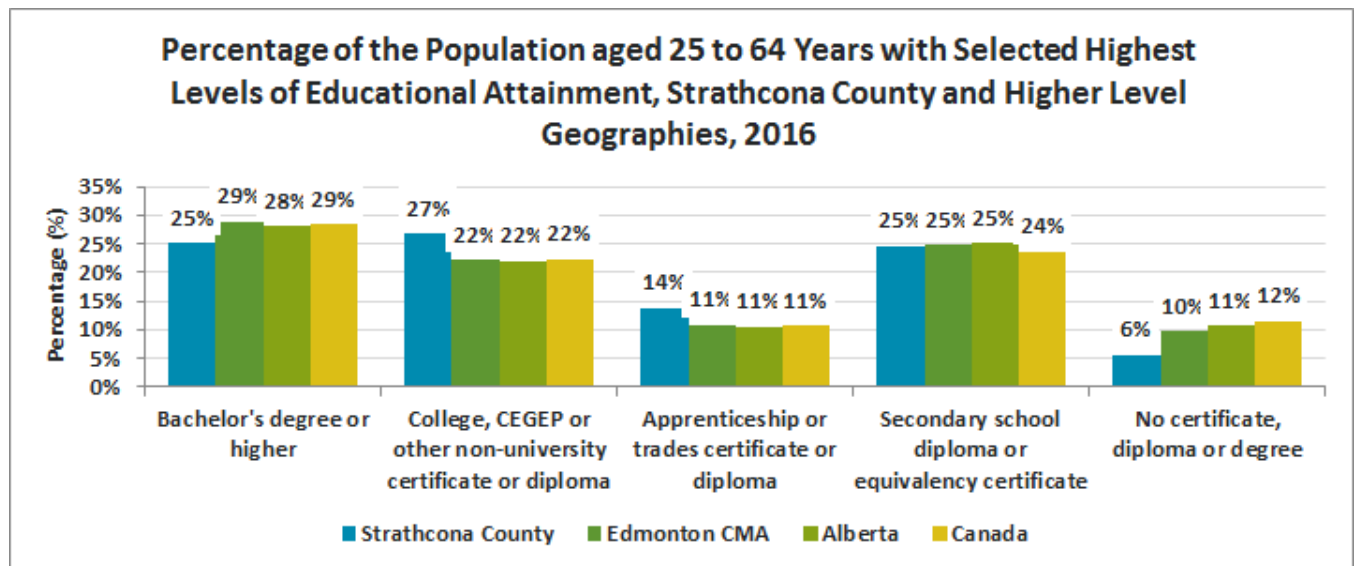


Census Made Simple Release 11

Education

Educational Attainment By Population

- In 2016, 91.6% of people aged 25 to 64 in Strathcona County had a high school diploma or equivalency certificate, compared with 86.3% in Canada.
- In Strathcona County, 25.1% of people aged 25 to 64 had a bachelor's degree or higher in 2016, while 26.9% had a college, CEGEP or other non-university certificate or diploma as their highest level of education, and 11.0% had an apprenticeship certificate as their highest.

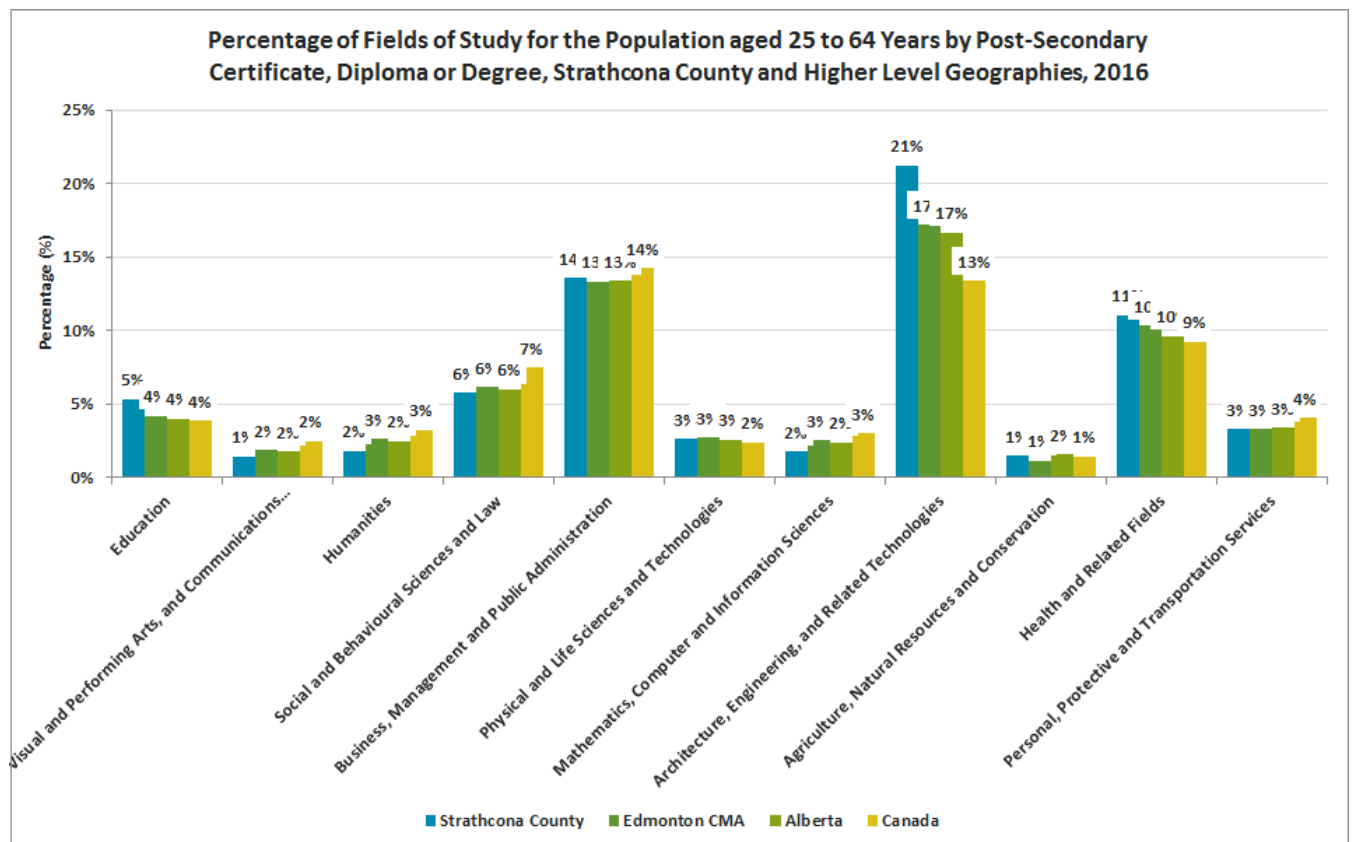


Census Made Simple Release 11

Education

Field of Study

- In 2016, the most popular fields of study in Strathcona County were architecture, engineering, and related technologies (21% of the population aged 25 to 64) as well as business, management and public administration (14% of the population aged 25 to 64).
- In 2016, 21% of people aged 25 to 64 in Strathcona County had studied architecture, engineering, and related technologies - a higher proportion when compared to Edmonton CMA (17%), Alberta (17%), and Canada (13%).

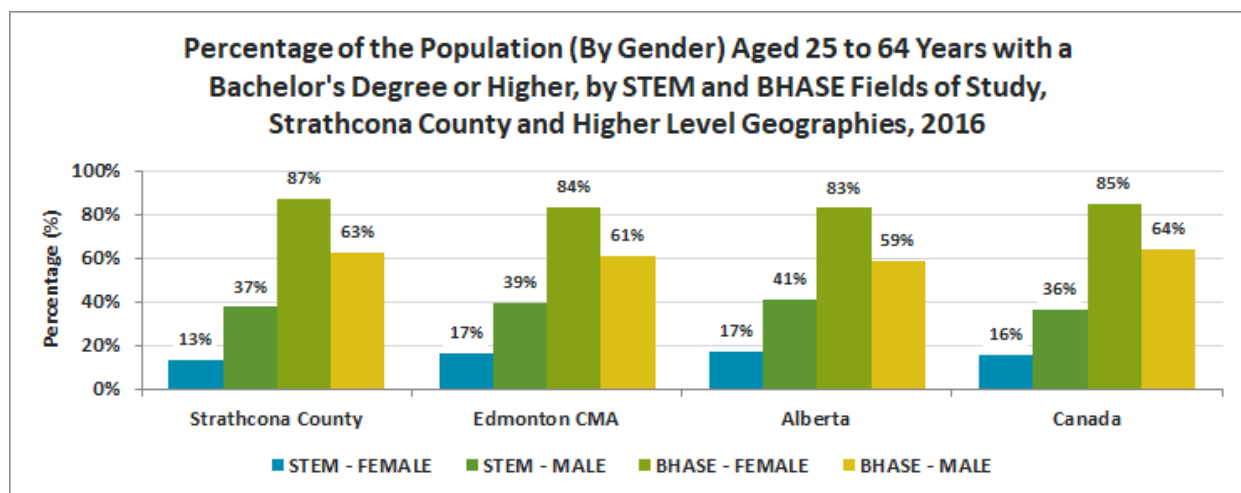
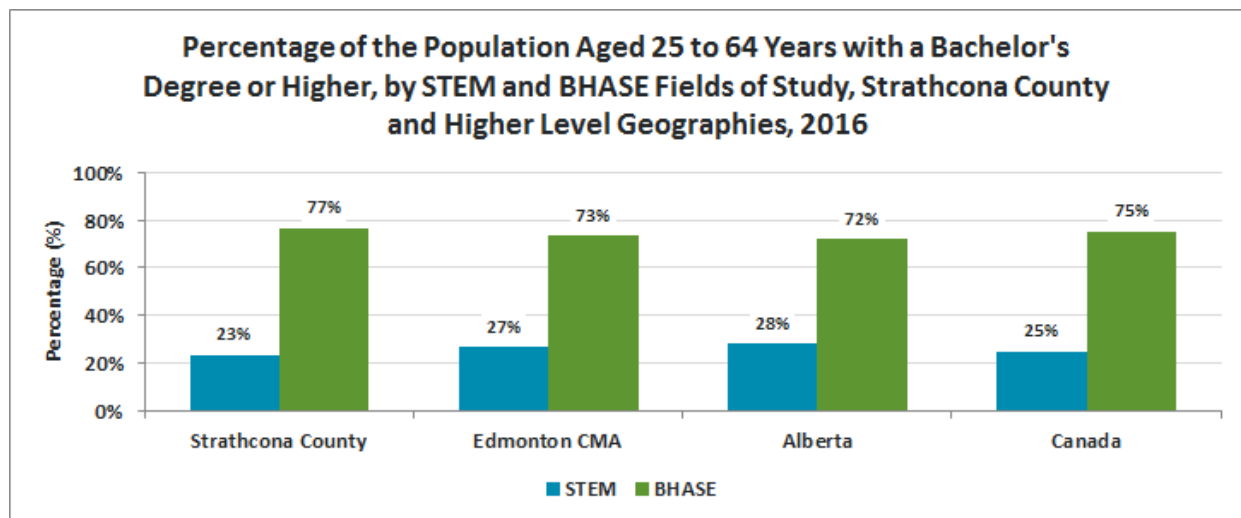


Census Made Simple Release 11

Education

STEM vs BHASE

- In Strathcona County, 13.1% of women aged 25 to 64 with a bachelor's degree or higher studied STEM (science, technology, engineering and mathematics), compared with 37.4% of men. On the other hand, 86.9% of these women studied BHASE (non-STEM) fields of study such as business, humanities, health, arts, social sciences, education, etc., compared with 62.6% of men.



Census Made Simple Release 11

Education

Location of Study

- In 2016, the majority of Strathcona County residents aged 25 to 64 studied in the same province of residence, i.e. Alberta.
- Most Strathcona County residents who studied outside the province or Canada were studying for their bachelor's degree or higher.

